



PRECAST DECK POST

FOUNDATION SYSTEM

BUILD DECKS FASTER • SELL MORE DECKS • MAKE MORE MONEY



ELEVATE YOUR DECK BUSINESS

Our easy install process delivers consistent results, optimizes crew efficiency, and extends your build season so you can make more money.

Better for the customer

Perma-Column® Precast Deck Posts are the permanent foundation solution. You can look a customer in the eye and confidently offer a lifetime warranty.

Better for your construction crews

Precast deck posts do not require special equipment or skilled labor. Achieve consistent, high-quality foundations every time from all of your construction crews.

Better for your business

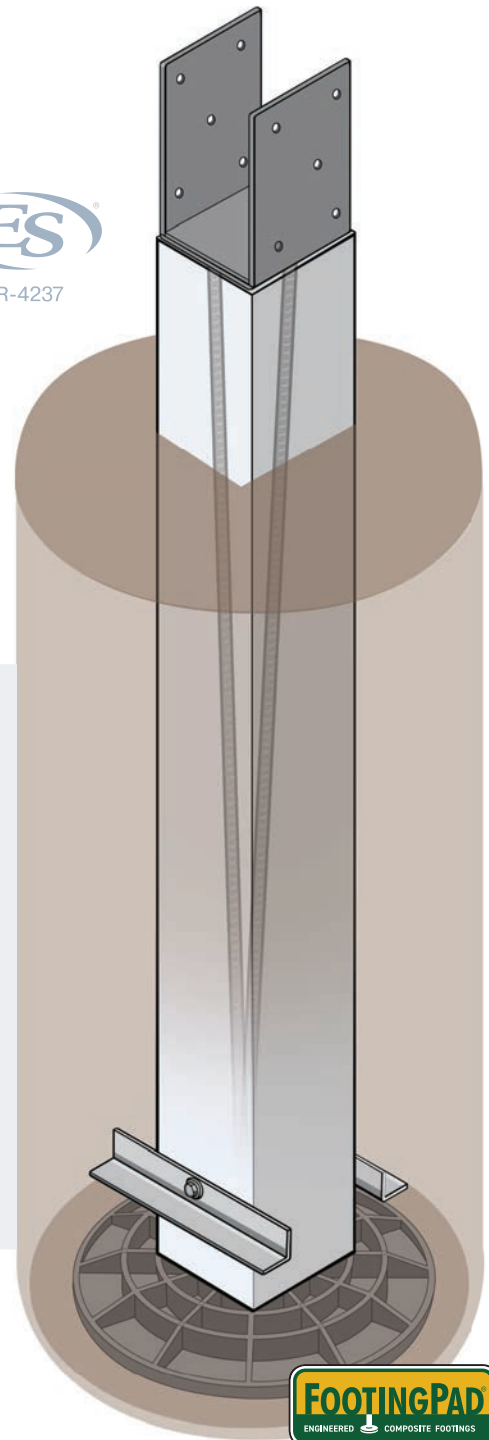
Make more money by building decks faster. Precast deck posts eliminate the time delays and labor costs of pouring concrete and install more efficiently than competitive systems.

Engineered for speed and performance

Manufactured by the industry-leader in permanent foundation solutions, Perma-Column® Precast Deck Posts eliminate the hassles of calculating, mixing, and pouring concrete. No more hauling away excess dirt, and no more waiting for concrete to cure before you can build. Start framing immediately after the inspector approves.

- **10,000 PSI precast concrete column**
- **3x stronger than standard concrete**
- **Powder-coated steel bracket welded to rebar**
- **ICC-ES-certified code-compliance**

Shown with optional bolt-on uplift anchors for added uplift protection on larger decks.





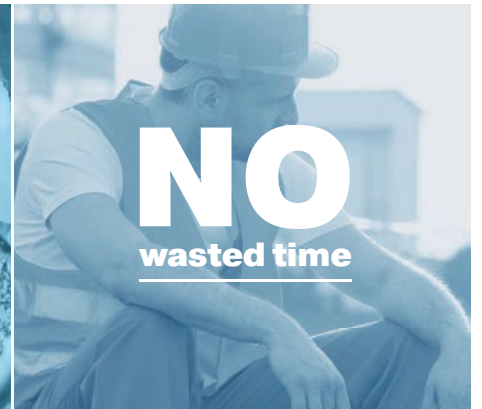
YOUR PERMANENT FOUNDATION SOLUTION

When you compare speed of install, skill level required, ranges of terrain and weather conditions across the full spectrum of deck types and sizes, Perma-Column® Precast Deck Posts and FootingPad® composite footers win every time versus poured concrete, helical piers, or proprietary pin-driven systems.



Simple and repeatable installation process

No complex training, no additional equipment required. No matter how many crews you employ, precast concrete deck posts provide you the best foundation possible, every time.



Install with ease

Dig post hole to required depth below frost line per code. Level and tamp dirt at bottom of hole. Place a composite footer in the hole. Set Perma-Column® Deck Post onto footer, plum and square. Backfill dirt in 12" lifts, tamp after each lift.

Eliminate wasted effort

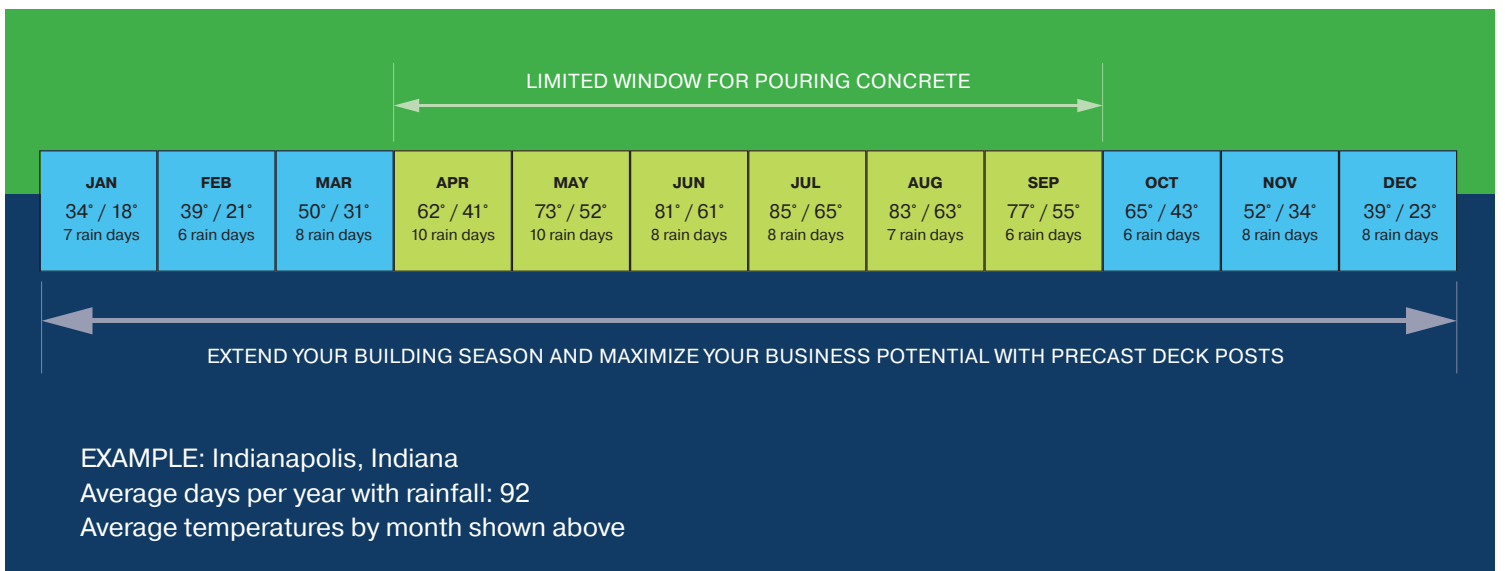
Stop calculating and mixing concrete, hauling away dirt, additional inspections, waiting for concrete to cure.

Optimize crew efficiency

Because you are not waiting for concrete to cure, your crew can begin building as soon as the inspector approves the foundation.

Extend your deck-building season

While you cannot control the weather, you can minimize the problems it can create. When you build with Perma-Column Precast Deck Posts, you are not limited by weather. Rain or shine, hot or cold, you can build more months out of the year and maximize your business potential.



Load tables facilitate design and specification

FOOTINGPAD® LOAD TABLE

Pad diameter	Thickness (in)	Weight (lb)	LOAD CAPACITY PER POST AT:		Best uses
			1500 psf soil capacity	3000 psf soil capacity	
10 inch	1	1	810	1622	Decks and small post-frame structures
12 inch	1-1/2	2.75	1126	2356	Decks and post-frame structures
16 inch	1-1/2	4.5	2009	4200	Larger decks and post-frame structures
20 inch	2-1/2	9	2687	6545	Larger decks and post-frame structures
24 inch	2-1/2	13.5	4013	9327	Larger decks and post-frame structures

PERMA-COLUMN® LOAD TABLE

Model ID	Width (in)	Depth (in)	Length (in)	LOAD AND RESISTANCE FACTOR DESIGN (LRFD)						ALLOWABLE STRENGTH DESIGN (ASD)					
				P _{LRFD} (lb)	M _{LRFD-x} (ft-lb)	M _{LRFD-z} (ft-lb)	V _{LRFD-x} (lb)	V _{LRFD-z} (lb)	T _{LRFD} (lb)	P _{ASD} (lb)	M _{ASD-x} (ft-lb)	M _{ASD-z} (ft-lb)	V _{ASD-x} (lb)	V _{ASD-z} (lb)	T _{ASD} (lb)
DP4430	3-5/8	3-1/2	30	46,076	1456	1400	952	986	956	28,798	910	875	595	616	636
DP4440	3-5/8	3-1/2	40	46,076	1456	1400	952	986	956	28,798	910	875	595	616	636
DP4448	3-5/8	3-1/2	48	46,076	1456	1400	952	986	956	28,798	910	875	595	616	636
DP4460	3-5/8	3-1/2	60	46,076	1456	1400	952	986	956	28,798	910	875	595	616	636
DP6630	5-5/8	5	30	101,268	2981	4048	2109	2900	1658	63,293	1863	2530	1318	1813	1103
DP6640	5-5/8	5	40	101,268	2981	4048	2109	2900	1658	63,293	1863	2530	1318	1813	1103
DP6648	5-5/8	5	48	101,268	2981	4048	2109	2900	1658	63,293	1863	2530	1318	1813	1103
DP6660	5-5/8	5	60	101,268	2981	4048	2109	2900	1658	63,293	1863	2530	1318	1813	1103
DP6430	6-1/8	5	30	109,556	3215	4048	2297	3388	1289	68,472	2009	2553	1436	2117	857
DP6440	6-1/8	5	40	109,556	3215	4048	2297	3388	1289	68,472	2009	2553	1436	2117	857
DP6448	6-1/8	5	48	109,556	3215	4048	2297	3388	1289	68,472	2009	2553	1436	2117	857
DP6460	6-1/8	5	60	109,556	3215	4048	2297	3388	1289	68,472	2009	2553	1436	2117	857

For SI: 1 inch = 25.4 mm, 1 pound = 4.4482

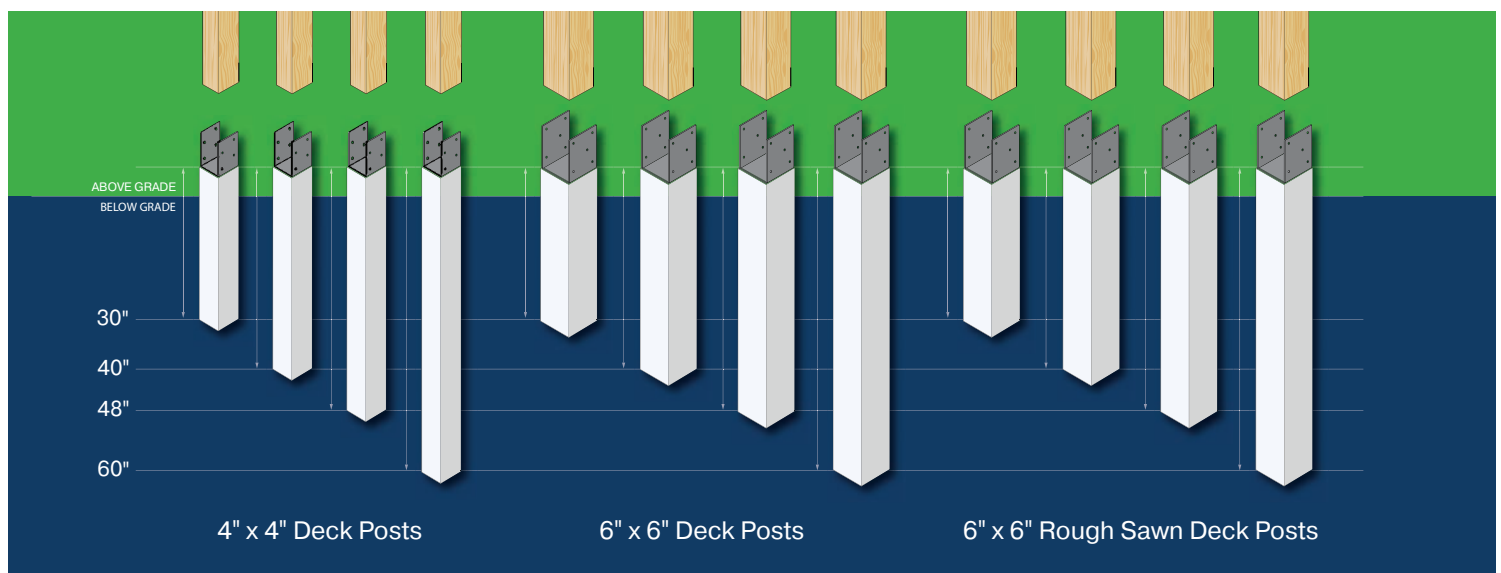
¹ For biaxial bending: $\frac{m_x}{M_x} + \frac{m_y}{M_y} \leq 1$

² The tabulated values account for combined axial compression load and bending moment load. No reduction in axial compression loads and bending moment loads for combined axial compression bending moment is required.

³ For combined tension loads and bending moment loads: $\frac{T}{T} + \frac{m}{M} \leq 1$

Perfect for all deck types

Perma-Column® Precast Deck Posts are available in a range of sizes to serve all deck designs, from simple to complex, and meet your areas frost-line depth requirements. Deck posts can be shipped directly to the jobsite with all your deck-building materials.





Ready to build faster, sell more, and make more money?

GET STARTED TODAY!

We provide all the resources you'll need:

- Design and install guides
- ICC-ES Evaluation Report
- Sales tools and brochures

Learn where to buy: faster-decks.com



faster-decks.com

400 Carol Ann Lane, Ossian, IN 46777 | Tel: 800 622-7190 | Fax: 260 622-7192